



Camp Handbook

2016 Revision

Bible Camp Handbook 2016

Table of Contents

| | |
|---|----|
| Letter to Pastors..... | 2 |
| The Purpose of Our Camping Program..... | 3 |
| Our Camping Program..... | 4 |
| Strengths Of Our Camping Program..... | 5 |
| Instructions for Registration..... | 5 |
| General Information..... | 6 |
| Camp Rules and Order of Authority..... | 7 |
| Dress Codes..... | 8 |
| Music and Skits..... | 9 |
| Sample of Daily Schedule..... | 10 |
| Instructions for Using Handbook..... | 11 |
| The Counselor..... | 11 |
| Counselor Qualifications..... | 12 |
| Camp Counselor's Job..... | 13 |
| Suggestions for Cabin Devotions..... | 15 |
| Counseling With Campers..... | 16 |
| Counseling Verses..... | 18 |
| Pastor's Personal Instructions..... | 20 |
| Notes..... | 21 |

Letter to Pastors

Dear Pastor,

Camp has always been a time of excitement, enthusiasm and encouragement for me and my family. We have always looked forward to camp and getting together for fun and fellowship with the Pastors, young people and families from other churches. Camp is an opportunity to allow the Lord to work in our lives to produce His perfect will. You are a vital part of our camping ministry. Each one of us can be used as the Lord's instrument to fashion and develop our campers into God's image.

It is essential that we bathe or camping program in prayer. Nothing of great spiritual value has been accomplished without earnest fervent prayer, someone has said, "Prayer changes things." Let us unite together in earnest fervent prayer, desiring to see great things from our Lord. We should work together as if everything depends on us and pray together as if everything depends on the Lord.

Because of Calvary,

Pastor Matt Groll

The Purpose of Our Camp Program

Camp is an opportunity to use a controlled Christian environment to assist our Pastors and Churches to encourage, edify, evangelize and equip our people to Honor, Glorify and serve the Lord Jesus Christ. Our major emphasis is on the spiritual aspects of life. It is designed to develop the Christian and strengthen them in their Christian Faith. Our emphasis is upon the Christian way of life, therefore our standard of conduct is that of a Christian's walk. We expect those who participate with us to have a behavior which becomes a Christian and follows the camp standards.

Our Camping Program

We believe our camping program is unique for

4 basic reasons. (T.E.A.M.)

1. We are **Teaching** our own young people and families in the Word of God:
 - by teaching and preaching the old Baptist landmarks and distinctives
 - by using our own Pastors, staff and church members as teachers and preachers.

2. We are **Encouraging** our own young people and families in the Will of God:
 - by giving them a living example of walking with the Lord
 - by using our own members and staff as counselors who have submitted to the Lord's Will.

3. We are **Affirming** our own young people and families in the Way of God:
 - by living an example of personal holiness and honor to our Lord
 - by demonstrating our love and dedication to the Lord Jesus Christ

4. We are **Motivating** our own young people and families in the Work of God:
 - by showing a spirit of cooperation with each other in fun and fellowship
 - by responding to the Holy Spirit when He calls or directs us in His service.

Strengths of Our Camping Program

1. The spirit of cooperation and participation of our Pastor's and people.
2. The doctrinal positions we have regarding
 - the King James Bible
 - the Local Church
 - the Baptist distinctives
 - and the personal holiness of the believer.
3. The fellowship of our Pastors and the people of other churches to encourage, edify and pray with and for one another.
4. The servants attitude displayed when we all get together at camp.
5. The vision of the ministry that we are not the only church and people, but there is a host of others who believe as we do.

Instructions for Registration

1. Every individual whether young or old needs an individual form filled out completely. (If you are going both weeks fill out 2 forms.) Bring these forms with you to camp.
2. We no longer have a "Family Registration Form." All individuals must fill out an individual form!
3. One Master Registration Church form is needed for each week of camp. One for Junior week and one for Senior week. Please list the name and age of every person attending camp with your group. Please list according to age, oldest first! Include every person down to the babies!! Please place an asterisk (*) next to those who pre-registered.

4. Please be sure to go through the Camp Handbook with those who will be in charge of your group (counselors and family members). Explain our camping program, our purpose and how we function as a group of churches cooperating together for camp.
5. Your group leader should go through the rules and explain to your campers and families the Camp program.

General Information

Note to parents: Campers are expected to stay the entire camp period except in cases of sickness or emergency at home. Use of camp telephone is prohibited. Calls needing to be placed in the event of an emergency may be directed through the camp office. All other calls are not permitted. Please send mail to the camp's mailing address, including the name of the camper on the front of the envelope: **Northland Camp, Attn: WIBF Camp, W10085 Pike Plains Rd. Dunbar, WI 54119.** We admit campers regardless of race, color, nationality, or ethnic origin.

Fee Information: The reservation fee is nonrefundable; however, it is transferable to a reservation fee for another camper in the same week. In the event a camper leaves camp due to an emergency or some unforeseen and uncontrollable circumstances, a prorated refund will be given as follows: camper leaves Monday, 75% of camper fee; Tuesday, 50% of camper fee; Wednesday, 25% of camper fee; after Wednesday no refund. Refunds will not be given to a camper who is disciplined out of camp, or for a camper who chooses to leave because the "don't like it here" or it wasn't what they expected.

Refunds and/or reduction of rates are not given to campers who intend on being at camp for part of the week. In this case, the full camper fee is assessed. Family campers are an exception

Health and Safety: A camp nurse will be on duty at all times. **All prescription and over-the-counter medications must be checked in to the nurse upon arrival at camp, and it will be dispensed according to prescription.** Please do not send medications unless prescribed by a doctor. **All medications must be kept in their original labeled container for reference. If medications are not in original containers, they will not be dispensed.** Campers are covered by accident insurance. This insurance is secondary to the camper's. We request that campers with contagious conditions or diseases not attend camp. We appreciate your cooperation in this matter of public health.

Order of Authority

Our Camp Director - Pastor Matt Groll
Cabin Counselor (of your cabin)
Pastor (of your church)
Assistant Pastor (of your church)
Youth Leader (of your church)

General Camp Rules

1. Campers are to demonstrate Christian Character. We are to please the Lord and honor Him at all times.
2. Obedience to camp counselors and workers is absolutely essential
3. Campers are to attend all services, meals and all scheduled activities.
4. Waterfront is off limits except at appropriate times with counselors.
5. Disobedience may result in campers being sent home at their churches expense.
6. If you have a problem with a camper or another worker and you feel it necessary to tell someone, tell it to your own pastor and the camp director only, do not discuss it with others.

Dress Codes

Girls Dress Code


1. Culottes, skirts and dresses must be knee length or longer without any slits. No gauchos, slacks or shorts.
2. All dress should be modest: as becomes a Christian: not too tight, not see through, not low cut, etc.
3. A robe or covering is to be worn to and from the swimming area.
4. Knee length shorts and a dark t-shirt are to be worn for swim time.

Boys Dress Code

1. Hair: off collar, out of the eyes, above the ears.
2. Long pants only, good pants for evening services and special times - No shorts please!
3. Collared shirt and tie for evening services may be worn.
4. Knee length shorts and a dark t-shirt are to be worn for swim time.


Suggestion Of What To Bring: Bible, pencil, paper, twin-sized bedding or sleeping bag, pillow, towels, toiletries, spending money, and clothes for activities, chapel services, and swim time. A jacket, flashlight and spending money.

Suggestions Of What Not To Bring: fireworks, weapons, video games, listening devices, magazines, tobacco, alcoholic beverages, or drugs. Cell phones and all electronic and media devices should be left at home or in the hands of the counselor or Pastor.



Music Specials

Music has always been a vital part of our Christian faith and we love good music, which honors the Lord Jesus Christ. Please come prepared to sing specials for our services. You will need to audition for the song leader Monday night after the evening meal so you can be placed in a service scheduel to sing. Bring your instruments also, they will add to our camp services.



Skits

Come to camp with a skit to be used. Whether it is comedy or serious, we want you to participate at camp. The skit should be 5-7 minutes in length. For sure less than 10 minutes unless special permission is aquired. You will need to perform it for the song leader for his approval, and for scheduling. Please be sure to talk to him Monday for a time and place to audition.

Daily Schedule

Sample

(Events may change from year to year)

Morning devotions

Breakfast

Prayer Meeting (Rothe Lodge)

Chapel Bible Time

Break

Lunch

Rest & Family Activity Time

Activity Time

Clean-up

Supper

Choir Practice

Evening Service

Fellowship Time

Cabing Devotions & Lights out

Instructions for using this handbook

1. Pastors please read carefully through this camp handbook, so you are familiar with its contents.
2. Pastors pass it on to all your counselors who will be attending camp this year. Have each one read it carefully so they are familiar with its contents and their responsibilities as a counselor.
3. Pastor, please meet with your counselors and teach them the parts in this handbook that you believe they need to have the best experience at camp for them and the campers. There are pages in the back for you to add your own personal notes to teach your counselors.
4. Pastor, please meet with your campers and families who will attend camp and familiarize them with the rules and what is expected of them. If they are new and have never been to camp with us, please inform them so they will be well prepared and informed when they arrive at camp.

The Counselor

The most important factor in the spiritual impact of the camp is the quality and training of the counselor. The counselor carries the spiritual burden of the camp, whether there is a special speaker or not. It is the counselor's responsibility and opportunity to personalize the ministry and to be the soul winner and teacher. The counselor becomes the spiritual inspiration and example to the campers. In every way possible, they are freed from responsibility - such as maintenance and food service - which would take them away from the personal contact with campers. The counselor - camper relationship is pivotal for the most effective camp program.

Qualifications of a Camp Counselor

1. They must not have a police record of any child abuse. (Pastors must thoroughly check out all their counselors before they come to camp to be a counselor.)
2. They must be a born-again Christian of convictions and of unquestioned Christian character.
3. They must have the complete agreement of their Pastor to counsel at camp.
4. They must have a sense that God has called them to counsel at camp and a willingness to take on this responsibility.
5. They should possess a genuine liking for children and young people.
6. They should be the type of person who finds camp life and its inconvenience exciting and interesting.
7. They must be able to mingle with the campers on their own level. A successful counselor will not show a lack of interest in the things in which their campers are interested, whether it be sports, handicraft, etc.
8. They must be individuals who are emotionally mature. There is a great demand for patience on the part of the youth camp counselor.
9. They will need to be people who are alert to dangers and hazards surrounding their campers. They should always be concerned about the camper's safety and spiritual welfare.

What is a Camp Counselor's Job

1. To see that the campers in your cabin:
 - A. Gain an understanding of where they are in their Christian faith.
 - B. Are kept safe and practice habits of good health.
 - C. Grow in the ability to get along with others, take responsibility, etc.
 - D. Participate in as varied a program as possible.
 - E. Get help with any individual problem.
 - F. Have the best experience at camp as possible.
 - G. Have a leader as a friend and as a living example of the Christian life.

2. To carry out the following responsibilities:
 - A. Take charge of our cabin group from the beginning. Learn their names. Talk to campers about their needs, desires, fears, etc., about camp. Get well acquainted. Be a friend to them.
 - B. See that the cabin group fits into the program of camp and that the campers learn and obey the camp rules.
 - C. Conduct cabin devotions. Prepare your devotions ahead of time.
 - D. Stay with the cabin group after "lights out" and insist on quietness and they remain in the cabin.
 - E. Get up on time and help the campers to be at morning devotions at the appointed time.
 - F. See that your campers are present and on time for all assemblies, and that the cabin is empty.
 - G. Find out the health requirements of your campers and report to the camp nurse.

- H. Watch for any signs of cuts, sniffing, sore throats, coughs, upset stomachs, poor appetites, over-tiredness, etc. Take the camper to the nurse immediately.
- I. Keep your campers clean. See that they wash before each meal, comb hair, brush teeth, etc. See that campers go swimming and take a shower as needed.
- J. See that damp blankets and other clothes are hung out to dry.
- K. Take charge of campers at meals. See that good manners and proper conversation prevail.
- L. See that you and your campers help in cabin clean-up daily.
- M. Attend all counselor's meetings.
- N. Watch for campers who seem to need special help, the backward, the homesick, the easily hurt, the aggressive camper, and give them the special help they need.
- O. Talk often with the campers. Ask your Pastor or Camp Director for help when you are not sure how to handle a problem.
- P. Bible camp is for your campers, not the counselors, stick with your campers, not your buddies.
- Q. Carry your share of special duties; it sets a proper example for the campers.
- R. Watch for the hundreds of opportunities to help a camper see their need for salvation, or to practice Christian principles in their lives.
- S. Be a cheerleader and get everyone involved.
- T. Spend time one-on-one with your campers.
- U. Be Positive! Be Positive! Be Positive!

Suggestions for Cabin Devotions

1. Prepare your devotionals prior to going to camp, because your time will be taken there. You will have devotions, Monday, Tuesday, Wednesday and Thursday evening in your cabin.
2. Asking questions is always a good way to communicate with young people.
 - What did you do today?
 - What do you like the most about camp?
 - What is your favorite thing to do at camp?
 - Who do you want us to pray for?
 - What is the Lord talking to you about in your Christian walk?
 - What does the Lord want you to do tomorrow to serve Him?
 - How can you be a better servant of the Lord?
 - How is the Lord speaking to you through the messages?
3. Use Bible character stories to point out areas of character you want your campers to learn. Make applications of these stories and their character traits for the campers to understand to apply them to their lives.
4. Give your own testimony of salvation, submission, service and how the Lord Jesus is using you now. Personal illustrations always seem to be effective.
5. Have a time of prayer request and prayer together in your cabin.
6. Find ways to let them know you are interested and care about them and their life situations.

7. Suggested Scripture Passages.

- **Noah** (Genesis 6-7)
- **Abraham** (Genesis 12-18)
- **Lot** (Genesis 13, 18-19)
- **Joseph** (Genesis 37-42, 47, 50)
- **Moses** (Exodus 2-14)
- **Gideon** (Judges 6-8)
- **Samson** (Judges 13-16)
- **Naomi** (Ruth 1-4)
- **Ruth** (Ruth 1-4)
- **Samuel** (1 Samuel 1-15)
- **Abigail** (1 Samuel 25)
- **Elisha** (2 Kings 2-13)
- **Daniel** (Daniel 1-10)
- **Jonah** (Jonah 1-4)
- **Mary** (Luke 1:46-55)
- **Barnabas** (Acts 4:13-15)
- **Timothy** (1, 2 Timothy)
- **James** (James 1-5)

Counseling with the Campers

1. In your Cabin

- A. Be alert to signs of needed help.
- B. Be aware of little problems before they develop into big problems.
- C. Be involved in their lives; get to know them by asking questions.
- D. If you recognize a problem, get along to discuss it.
- E. Get to the root problem do not only deal with the surface issues.
- F. Acting our behavior may be a call for help - not just rebellion.
- G. If you need help from others, (Pastor) seek it immediately.

2. At the Altar

- A. Everyone should be ready to respond during the invitation. Be ready to deal with any camper - not just those from your church.
- B. Look up during the invitation; come forward to be ready to counsel an individual.
- C. Do not be rushed. Take your time.
- D. If need be have the camper face a direction which is least distracting to them.
- E. It helps to stay in one passage of Scripture when talking about salvation, i.e., Romans Road.
- F. Be thorough when counseling about salvation - do not talk someone into being saved, you cannot make that decision for them.
- G. Fill out a decision card on each individual who makes a decision. Be sure to give complete information and write a note concerning your counsel - **sign your name.**

3. Counseling Situations

- A. Assurance of Salvation (confidence that I am genuinely saved) Romans 8:16
 - 1. Doubt because not “feeling saved. Nowhere in Scripture does it say we must “feel” we are saved to be genuinely saved. John 1:12, John 3:16, Romans 10:13.
 - 2. Doubt because of “no evidence” in their lifestyle. Remember there are two witnesses: Inward & Outward
 - a. Inward is the Holy Spirit.
 - b. Outward is the fruits of a new creature. 2 Corinthians 5:17, Matthew 7:16-20. Sometimes the outward works can be deceiving. Matthew 7:21-23

B. Assurance of Eternal Security (once saved, I can never lose my salvation.) Phil. 1:6, John 10:27-30, 1 John 5:11-13

C. Root problems

1. Friendships - Prov. 18:24, 22:24, 27:6, 10
2. Bitterness and Resentment - Eph 4:30-32, Heb 12:13-15
3. Unforgiving spirit - Eph 4:32, Matt 6:12, 14, Gal 6:1-2
4. Surrender for Service - Rom 12:1-2, 2 Cor 8:3-5

Plan of Salvation

A - Acknowledge you are a sinner/Rom 3:10, 12, 23, 6:23

B - Believe Christ can save you/Rom 5:8

C - Confess Christ as Savior/Rom 10:9, 10, 13

Counseling Verses

Assurance

1 John 5:12-13

John 10:27-29

John 5:24

Baptism

1 Peter 3:21

Rom 6:3-5

Acts 8:35-38

Better Christian

Psa 139:23-24

1 John 1:9

John 15:10-11

Bitterness

Heb 12:13-15

Eph 4:30-32

Dedication

Rom 12:1-2

2 Cor 8:5

Rom 6:13, 16, 19

Forgiveness of Sin

1 John 1:9

Psa 32:5

Psa 103:3

Forgiving Others

Matt 6:12, 14

Gal 6:1-2

Eph 4:32

Pray for Another

Eph 6:18

James 5:16

1 Thess 5:17

Soul Winning

Acts 1:8, 5:42

Psa 126:5-6

Matt 28:18-20

Trusting


Psa 5:11, 18:2

Psa 37:5

Prov 3:5-7

Victory

2 Chron 32:8, 1 John 5:1-5, Rom 8:37-39



Notes

Notes



Pastor Matt Groll, Camp Director

262-664-1954

www.wibfbiblecamp.com